



Truly Surprising



Haval Jolion

GO WITH MORE

Contents	Page 1
Introduction	Page 2
Design	Page 6
Performance	Page 12
Technology	Page 16
Safety	Page 18
Care	Page 22
Hybrid	Page 24
Colour	Page 26
Dimensions	Page 28
Specifications	Page 30

Say hello to GWM.



GWM is a world-renowned vehicle manufacturer and the parent company of Haval. At GWM, everything we do is grounded in our corporate philosophy: ‘improving little by little, every day.’ From building world-class research and development systems, which enable continuous innovation, to following the ‘excessive investment’ principle, which drives industry leadership, we relentlessly put our philosophy into practice. Haval is a global SUV specialist and part of the rapidly-growing GWM group. We are proud to make vehicles that combine the best components, technology and safety features from around the world. With over 6 million sales to date in more than 60 countries (and counting), we are the No.1 SUV brand in the world’s largest market and have been for the past 15 years. We attribute our success to passion, drive and a commitment to listening to our customers.

Elegant design. Efficient hybrid performance.



The Haval Jolion Hybrid combines its stylish, sleek lines and innovative functionality with the surprisingly exceptional performance of a 1.5L petrol-electric engine delivering a theoretical driving range of over 1,000km thanks to its efficient hybrid technology.

*Hybrid models only



Embodying the ethos of form meeting function, the Haval Jolion Hybrid redefines space, comfort, sophistication and utility. Sporting 18" chrome alloy wheels*, a strikingly bold front grille design and dynamic rear lights, this sleek SUV's exterior has been crafted to captivate and impress. Inside, its tastefully minimalist layout includes a premium centre console with all the bells and whistles at your command, stylish soft and supple faux leather seats*, and a surprisingly spacious back row for passengers to stretch out and relax on every drive.

*Lux and Ultra models only

Design leads the way forward



Comfort-Tek faux leather accented seats



*7" full colour instrument cluster**



10.25" or 12.3" touch screen infotainment



*Change to Elegant LED brake light bar**

Add *Hybrid models only



Wired Apple CarPlay^(R) & Android Auto^(TM)



Electric panoramic sunroof^

*Ultra model only

Driven beyond expectations



The Haval Jolion Hybrid boasts a robust 1.5-litre front-wheel engine delivering 140 kW of power and 375 Nm of torque. Yet, its true brilliance emerges on the open road with a generous 55L tank promising an impressive theoretical driving range of over 1,000km thanks to its innovative hybrid technology.

*Hybrid model only.

**Robust 1.5-litre
front-wheel engine
delivering 140 kW of
power and 375 Nm
of torque***

*Hybrid models only



A high tech SUV designed with you in mind

Step inside the Haval Jolion Hybrid and be taken by surprise with the vast range of intuitive technology on display. Experience the seamless integration of a 7" full-color digital cluster* alongside a 10.25" or 12.3" LED multimedia touchscreen, empowering connectivity and control like never before. Embrace the convenience of a bluetooth hands-free system, smart keyless entry, and push-button start, all designed to prioritise your ease and efficiency. And when it comes to peace of mind, the 360-degree camera* offers a panoramic view around the car so you can now see what's in front, behind and either side of your vehicle when you need it most.

*Lux and Ultra models only



Truly safe and surprise free driving

With rigorous testing and a strong focus on driver and passenger safety, the Haval Jolion Hybrid has been purposely engineered to ensure the protection of everyone and the vehicle. This is all thanks to a comprehensive combination of over 100 built in active and passive cutting-edge safety features including Driver Drowsiness Protection, Brake Override System, Secondary Collision Mitigation and Automatic Rear Cross Traffic Braking.

Protection from every angle.



The vehicle's smart active and passive safety technology including a 360-view camera*, Auto Emergency Braking, Lane Departure Warning and Blind Spot Detection, will let you know who or what's in front, behind and either side of you every time you take the Haval Jolion out for a drive.

*Lux and Ultra model only

GWM Care

Every GWM comes with GWM Care. It begins from the moment you take delivery of your vehicle and continues long into the future. Wherever the road leads, you can rest assured knowing that your GWM will be kept at its best for many years to come.

8 Year Unlimited
KM Battery Pack
Warranty

7 Year
Unlimited KM
Warranty

5 Year
Roadside
Assist

*Terms and Conditions apply.

Punchy, efficient hybrid

GWM's Dedicated Hybrid Technology (DHT) is at the core of our entire electrification roadmap. Each highly integrated, multi-mode petrol-electric hybrid engine comes with a powerful battery providing greater performance, increased efficiency and minimal noise. Perfect for urban driving as well as faraway rural road trips, the multi-mode hybrid transmission delivers incredibly smooth, responsive take-offs and superior acceleration when you need it, all the while saving on fuel.



GWM vehicles are available in a range of stunning contemporary colours.



Hamilton White

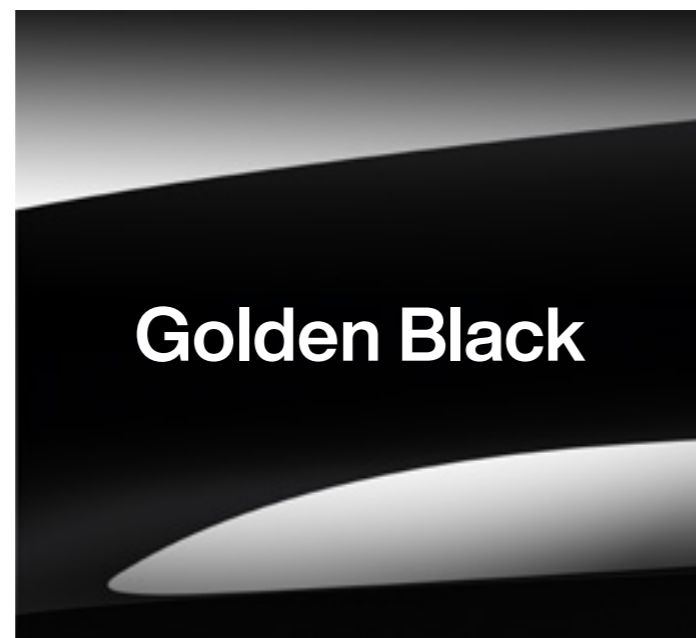
Available on Petrol model only




Mars Red



Ayres Grey



Golden Black



Azure Blue

Available on Petrol model only



Arctic Blue

Available on Hybrid only


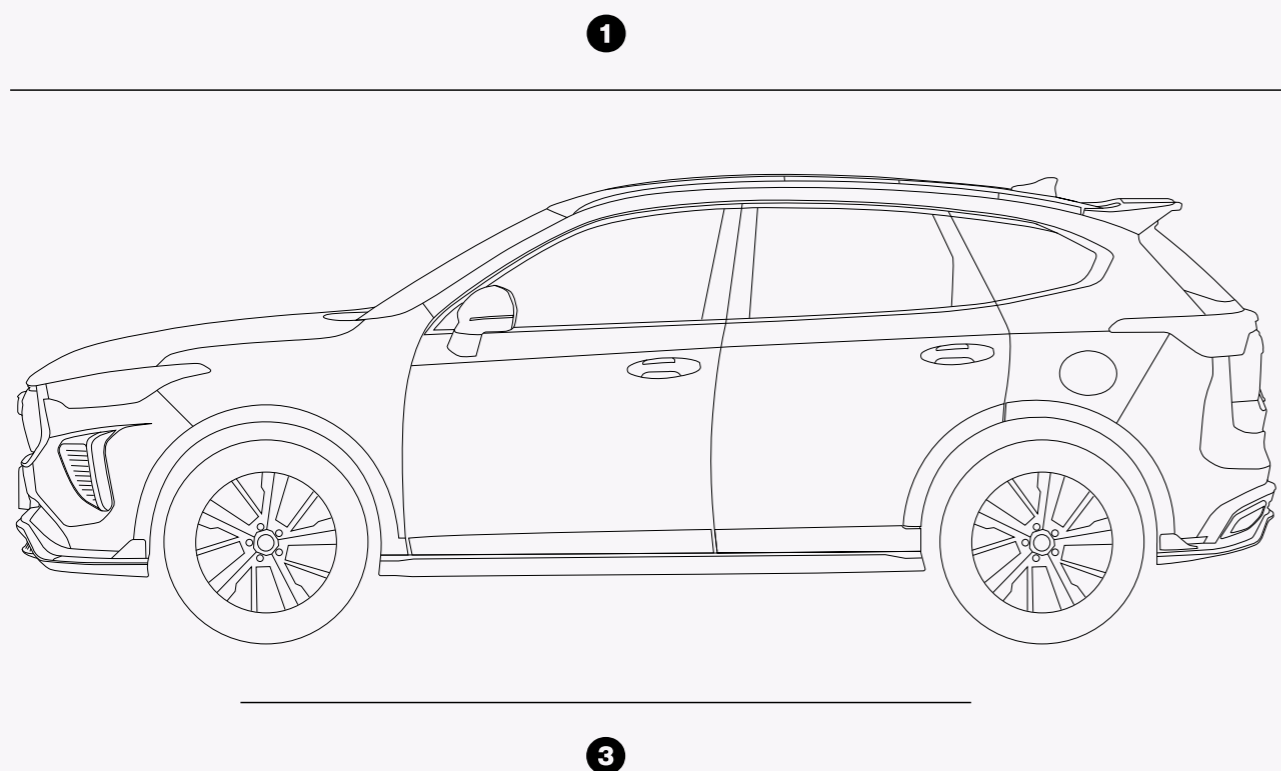
Colour.

Jolion Hybrid (Model shown)

Jolion Petrol

- ① Length: 4,470mm
- ② Height: 1,625mm
- ③ Wheelbase: 2,700mm
- ④ Width: 1,898mm

- ① Length: 4,472mm
- ② Height: 1,581mm
- ③ Wheelbase: 2,700mm
- ④ Width: 1,874mm



Dimensions.

		Jolion Premium Petrol	Jolion Lux Petrol	Jolion Pro Premium Hybrid	Jolion Pro Lux Hybrid	Jolion Pro Ultra Hybrid
Dimensions	Length/Width/Height (mm)	4472*1874*1581	4472*1874*1581	4470*1898*1625	4470*1898*1625	4470*1898*1625
	Wheelbase (mm)	2700	2700	2700	2700	2700
Engine	1.5T Petrol	●	●			
	1.5L Hybrid			●	●	●
	Displacement (cm ³)	1497	1497	1497	1497	1497
	Max power (kW@rpm)	105kW	105kW	Combined 140kW; Electric motor 115kW; Petrol engine 70kW	Combined 140kW; Electric motor 115kW; Petrol engine 70kW	Combined 140kW; Electric motor 115kW; Petrol engine 70kW
	Max torque (Nm@rpm)	210Nm	210Nm	Combined 375Nm; Electric motor 250Nm; Petrol engine 125Nm	Combined 375Nm; Electric motor 250Nm; Petrol engine 125Nm	Combined 375Nm; Electric motor 250Nm; Petrol engine 125Nm
	Bore x stroke (mm)	75×84.7	75×84.7	75×84.7	75×84.7	75×84.7
	Compression ratio	9.3:1	9.3:1	13:1	13:1	13:1
	Fuel economy (L/100km) combined	8.1	8.1	5.1	5.1	5.1
	Co2 emissions (g/km)	186	186	118	118	118
	Recommended fuel octane rating	91	91	91	91	91
Transmission	7-Speed Dual Clutch Transmission	●	●			
	Dedicated Hybrid Transmission (DHT)			●	●	●
	Driveline	2WD	2WD	2WD	2WD	2WD
	Gear ratios	1st 3.688 2nd 2.684 3rd 1.679 4th 1.022 5th 0.83 6th 0.804 7th 0.642 reverse 3.598	1st 3.688 2nd 2.684 3rd 1.679 4th 1.022 5th 0.83 6th 0.804 7th 0.642 reverse 3.598	1st 4.595 2nd 3.465	1st 4.595 2nd 3.465	1st 4.595 2nd 3.465
Wheels	Rim size	17" Alloy Wheel Chrome	17" Alloy Wheel Chrome	17" Alloy Wheel Chrome	18" Alloy Wheel Chrome	18" Alloy Wheel Chrome
	Tyre size	215/60 R17	215/60 R17	215/60 R17	225/55 R18	225/55 R18
	Spare wheel	Spare Tyre T135/90R17	Spare Tyre T135/90R17	-	-	-
Brakes	Front and Rear	Front: Ventilated disc brake / Rear: Solid disc brake				
	Electronic park brake with brake hold	●	●	●	●	●
Steering	Steering type and system	Electric / Rack & Pinion				
Suspension	Suspension	Front: Macpherson/ Rear: Torsion Beam		Front: Macpherson/ Rear: Multi-link independent		
Weights and capacities	Braked towing capacity ³	1500kg	1500kg	1300kg	1300kg	1300kg
	Unbraked towing capacity ³	750kg	750kg	750kg	750kg	750kg
	Tare weight ¹ (kg)	1,404	1,404	1,564	1,564	1,589
	Kerb weight ¹ (kg)	1,370	1,370	1,595	1,595	1,620
	Gross Vehicle Mass ¹ (kg)	1,765	1,765	2,025	2,025	2,025
	Gross Combined Mass (kg)	3,265	3,265	3,325	3,325	3,325
	Seating capacity	5	5	5	5	5
	Luggage capacity (L) Minimum	337	337	255	255	255
	Luggage capacity (L) Maximum	1133	1133	916	916	916
Fuel tank capacity (L)	55±2	55±2	55±1.05	55±1.05	55±1.05	

Specifications.

		Jolion Premium Petrol	Jolion Lux Petrol	Jolion Pro Premium Hybrid	Jolion Pro Lux Hybrid	Jolion Pro Ultra Hybrid
Chassis & steering	Driving Modes - 2WD (Normal/Eco/Sport/Snow)	●	●	●	●	●
	Adjustable Steering Mode (Sports/Comfort/Light)	●	●	●	●	●
	Launch Control			●	●	●
Exterior	Automatic windscreen wipers	●	●	●	●	●
	Rear wiper	●	●	●	●	●
	Roof rails	●	●			●
	Panoramic sunroof					●
	Shark fin antenna	●	●	●	●	●
Interior	Multi-function steering wheel	●	●	●	●	●
	Polyester steering wheel	●		●		
	Faux leather steering wheel		●		●	●
	Paddle shift	●	●			
	4-way manual adjust steering wheel	●	●	●	●	●
	Sun-visor with vanity mirror	●		●		
	Sun-visor with illuminated vanity mirror		●		●	●
	Wireless charger					●
	Front 12V power outlet	●	●	●	●	●
	Luggage cover		●		●	●
Seats	Cloth seat trim	●		●		
	Faux leather seat trim		●		●	●
	6-way manual adjust driver seat	●		●		
	6-way electric adjust driver seat		●		●	●
	4-way manual adjustable front passenger seat	●	●	●	●	
	4-way electric adjustable front passenger seat					●
	Driver seat: ventilated					●
Front seats: heated		●		●	●	
Rear seats 60:40 split	●	●	●	●	●	
Entertainment	3.5 inch full colour instrument cluster	●				
	7" full colour instrument cluster		●	●	●	●
	Radio FM/AM	●	●	●	●	●
	Bluetooth®	●	●	●	●	●
	10.25" full colour touch screen infotainment system	●	●	●		
	12.3" full colour touch screen infotainment system				●	●
	2*Front USB - one for charge & data transmission, one for charge	●	●	●	●	●
	2*Rear USB - charge	●	●	●	●	●
	4 Speakers	●		●		
	6 Speakers + DTS		●		●	●
Wired Apple CarPlay®	●	●	●	●	●	
Wired Android Auto™	●	●	●	●	●	
Head Up Display (HUD)					●	

		Jolion Premium Petrol	Jolion Lux Petrol	Jolion Pro Premium Hybrid	Jolion Pro Lux Hybrid	Jolion Pro Ultra Hybrid
Security	2 x Smart key	●	●	●	●	●
	Keyless entry (driver)	●	●	●	●	●
	Push button start	●	●	●	●	●
	Anti-theft Immobiliser	●	●	●	●	●
	Alarm	●	●	●	●	●
	Speed sensing central locking	●	●	●	●	●
	Door ajar warning	●	●	●	●	●
Glass	Green glass	●		●		
	Rear privacy glass		●		●	●
	Manual dimming rear view mirror	●		●		
	Auto dimming rear view mirror		●		●	●
	Driver window + auto up/down + anti-pinch	●	●	●	●	
	Four window + auto up/down + anti-pinch+auto close					●
	Key fob window close function					●
	Power mirrors + manual folding + indicator	●		●		
	Power mirrors + electric folding + indicator + heated		●		●	●
	Rear demister	●	●	●	●	●
Safety	Dual SRS airbags	●	●	●	●	●
	Front side airbags	●	●	●	●	●
	Centre airbag	●	●	●	●	●
	Curtain airbags	●	●	●	●	●
	Front Seat Belt: Pre-tensioners With Load Limiters+CLT	●	●	●	●	●
	Rear Seatbelt Pre-tensioners With Load Limiters (outer seats)	●	●	●	●	●
	Child lock rear doors	●	●	●	●	●
	Seatbelt reminders for all passengers	●	●	●	●	●
	Electronic Stability Control (ESC)	●	●	●	●	●
	Traction Control System (TCS)	●	●	●	●	●
	Secondary Collision Mitigation (SCM)	●	●	●	●	●
	Roll Movement Intervention (RMI)	●	●	●	●	●
	Brake Assist (BA)	●	●	●	●	●
	Hill Descent Control (HDC)	●	●	●	●	●
	Brake Override System (BOS)	●	●	●	●	●
	Tyre Pressure Monitor System (TPSM)	●	●	●	●	●
	Front dash cam USB port	●	●	●	●	●
	Reversing guide lines	●	●	●	●	●
	Reversing camera	●		●		
	360° view camera		●		●	●
	Auto parking assist					●
	Front parking sensors					6
	Rear parking sensors	4	4	4	4	6
	Adaptive Cruise Control (ACC)	●	●	●	●	●
	Intelligent Cornering Control	●	●	●	●	●

Specifications.

		Jolion Premium Petrol	Jolion Lux Petrol	Jolion Pro Premium Hybrid	Jolion Pro Lux Hybrid	Jolion Pro Ultra Hybrid
Safety	Intelligent Dodge	●	●	●	●	●
	Emergency Lane Keep (ELK)	●	●	●	●	●
	Rear Crossing Traffic Alert (RCTA)	●	●	●	●	●
	Rear Crossing Traffic Braking (RCTB)	●	●	●	●	●
	Forward Collision Warning (FCW)	●	●	●	●	●
	Lane Departure Warning (LDW)	●	●	●	●	●
	Lane Keeping Assist (LKA)	●	●	●	●	●
	Lane Centre Keeping (LCK)	●	●	●	●	●
	Automatic Emergency Braking (AEB)+AEB(Pedestrian+Bicycle)	●	●	●	●	●
	Traffic Sign Recognition (TSR)	●	●	●	●	●
	Blind Spot Detection + Lane Change Assist	●	●	●	●	●
	Rear Collision Warning (RCW)	●	●	●	●	●
	Door Open Warning (DOW)	●	●	●	●	●
	Traffic Jam Assist (TJA)	●	●	●	●	●
	Driver Drowsiness Detection (Camera Based)	●	●	●	●	●
	ISOFIX*2	●	●	●	●	●
Lighting	Halogen headlights	●		●		
	LED headlights		●		●	●
	Follow me home lights	●	●	●	●	●
	Rear fog light	●	●	●	●	●
	Daytime Running Lights (DRL)	●		●	●	●
	Split Daytime Running Lights (DRL)		●			
	Ambient light (multi colour)					●
	Dome light	●	●	●	●	
	Side ceiling light					●
	High level brake lamp	●	●	●	●	●
	Luggage cabin light	●	●	●	●	●
Air conditioning	Manual air conditioning	●				
	Dual-zone climate control		●	●	●	●
	Rear air vent	●	●	●	●	●

- Weights/mass/volumes/dimensions are approximate and subject to individual vehicle variances and should be confirmed before fitting any accessories, towing or otherwise relying on this value.
- Results achieved in ADR81/02 fuel consumption testing. Results produced in laboratory test conditions, using sample vehicles without fitment of accessories/customisation, and do not reflect real world driving. Figures should only be used for comparative purposes.
- Towing capacity is subject to regulatory requirements, tow bar and vehicle design and towing equipment limitations.
- Android Auto™ is a trademark of Google LLC. Requires compatible device, USB connection, mobile data, network reception and GPS signal. Mobile usage at the user's cost. Functionality is subject to change.
- CarPlay® is a trademark of Apple Inc in the U.S. and other countries. Requires compatible device, USB connection, mobile data, network reception and GPS signal. Mobile usage at the user's cost. Functionality is subject to change.





For more information visit www.gwmanz.com/nz

For more information visit gwmhaval.com.au. GWM New Zealand reserve the right to alter vehicle specifications and equipment levels without notice. Some equipment featured on vehicles in this brochure may not be available or may be optional. To the extent permitted by law, GWM New Zealand shall not be liable to any person as a result of reliance on the content of the brochure. Always check with your local GWM Dealer for the latest product specifications.

Information in this brochure is current as of 7 May 2024.
Edition Code: GWMNZ 07.05.2024
Copyright © GWMNZ. All rights reserved.