



Victory Auto

SHANXI VICTORY AUTOMOBILE MANUFACTURING CO., LTD.

ABS+EBD+ESC+Dual Airbags





EC1

Single Cabin Light Truck



DIMENSIONS



SPECIFICATIONS	SINGLE CABIN
Seating capacity (person)	2
Vehicle dimension (L*W*H) (mm)	4840*1635*1875
Load space (mm)	2900*1540*375
GVW (gross vehicle weight) (kg)	2505
Curb weight(kg)	1315
Payload(kg)	1190
Front/Rear overhang (mm)	650/1140
Front/Rear wheel Track (mm)	1390/1435
Wheelbase (mm)	3050
Tire specifications	175R14LT
Battery power (kWh)	41.86
Type of battery	Lithium iron phosphate battery (LFP battery)
Motor power (kw)	30-60
Rated/Peak torque (N-m)	80-200
Motor type	Permanent magnet synchronous motor (PMSM)
Motor arrangement	Rear drive
Max.range (km, NEDC)	300
Maximum speed (km/h)	100
Central control screen	✓
Front disc and rear drum brake	✓
Front door electric windows	✓
Front fog lights	✓
LED daytime running lights	✓
Multifunction steering wheel	✓
Steel wheels	✓
Warm air PTC, cigarette lighter	✓
Dual airbags	✓
ESC	✓
Air conditioning	✓
ABS+EBD	✓
Reversing sensors, Rear camera	✓
Central locking	✓
Electric power steering	✓

ABS+EBD+ESC+Dual Airbags






EC1

Double Cabin Light Truck



DIMENSIONS



SPECIFICATIONS	DOUBLE CABIN
Seating capacity (person)	5
Vehicle dimension (L*W*H) (mm)	4840*1635*1900
Load space (mm)	2160*1540*375
GVW (gross vehicle weight) (kg)	2505
Curb weight(kg)	1390
Payload(kg)	1115
Front/Rear overhang (mm)	650/1140
Front/Rear wheel Track (mm)	1390/1435
Wheelbase (mm)	3050
Tire specifications	175R14LT
Battery power (kwh)	41.86
Type of battery	Lithium iron phosphate battery (LFP battery)
Motor power (kw)	30-60
Rated/Peak torque (N·m)	80-200
Motor type	Permanent magnet synchronous motor (PMSM)
Motor arrangement	Rear drive
Max.range (km, NEDC)	300
Maximum speed (km/h)	100
Central control screen	✓
Front disc and rear drum brake	✓
Front door electric windows	✓
Front fog lights	✓
LED daytime running lights	✓
Multifunction steering wheel	✓
Steel wheels	✓
Warm air PTC, cigarette lighter	✓
Dual airbags	✓
ESC	✓
Air conditioning	✓
ABS+EBD	✓
Reversing sensors, Rear camera	✓
Central locking	✓
Electric power steering	✓

ABS+EBD+ESC+Dual Airbags



EC1

Single Cabin with Box



DIMENSIONS



SPECIFICATIONS	CARGO WITH BOX
Seating capacity (person)	2
Vehicle dimension (L*W*H) (mm)	4850*1635*2540
Load space (mm)	2740*1530*1640
GVW (gross vehicle weight) (kg)	2505
Curb weight (kg)	1395
Payload (kg)	1110
Wheelbase (mm)	3050
Front/Rear Overhang (mm)	650/1150
Front/Rear Wheel Track (mm)	1390/1435
Tire specifications	175R14LT
Battery power (kWh)	41.86
Type of battery	Lithium iron phosphate battery (LFP battery)
Motor power (kw)	30-60
Rated/Peak torque (N·m)	80-200
Motor type	Permanent magnet synchronous motor (PMSM)
Motor arrangement	Rear drive
Max.range (km, NEDC)	300
Maximum speed (km/h)	100
Central control screen	✓
Front disc and rear drum brake	✓
Front door electric windows	✓
Front fog lights	✓
LED daytime running lights	✓
Multifunction steering wheel	✓
Steel wheels	✓
Warm air PTC, cigarette lighter	✓
Dual airbags	✓
ESC	✓
Air conditioning	✓
ABS+EBD	✓
Reversing sensors, Rear camera	✓
Central locking	✓
Electric power steering	✓

EC1 Single Cabin (2 Seats)



6 Leaf Springs



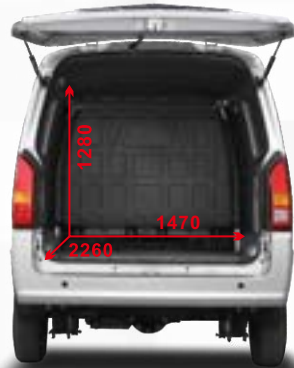


ABS+EBD+ESC+Dual Airbags



EC2
E-Cargo



DIMENSIONS



Cargo Capacity

1.1T 4.3m³

SPECIFICATIONS	E-CARGO
Seating capacity (person)	2
Vehicle dimension (L*W*H) (mm)	4400*1650*1920
Load Space (mm)	2260*1470*1280
GVW (gross vehicle weight) (kg)	2505
Curb Weight(kg)	1390
Payload(kg)	1115
Front/Rear Overhang (mm)	650/900
Front/Rear Wheel Track (mm)	1390/1435
Wheelbase (mm)	2850
Tire specifications	175R14LT
Battery power (kwh)	41.86
Type of battery	Lithium iron phosphate battery (LFP battery)
Motor power(kw)	30-60
Rated/Peak torque (N·m)	80-200
Motor type	Permanent magnet synchronous motor (PMSM)
Motor arrangement	Rear drive
Max.range (km, NEDC)	300
Maximum speed (km/h)	100
Central control screen	✓
Front disc and rear drum brake	✓
High brake lights	✓
Front door electric windows	✓
Front fog lights	✓
LED daytime running lights	✓
Multifunction steering wheel	✓
Steel wheels	✓
Warm air PTC, cigarette lighter	✓
Dual airbags	✓
ESC	✓
Air conditioning	✓
ABS+EBD	✓
Reversing sensors, Rear camera	✓
Central locking	✓
Electric power steering	✓
Partition board- all metal partition	✓

3 Cargo Area Access Doors

EC2
E-Cargo



SPECIFICATIONS

LFP battery
41.86 kwh



Dual airbags

Permanent magnet synchronous motor (PMSM)



30-60 Motor power(kw)
80-200 Rated / Peak torque(N · m)

Max. range (NEDC) 300 km



175R14LT TIRES



ESC



BRAKES

Front Disc

Rear Drum



ENTERTAINMENT



Dashboard



Floating Screen

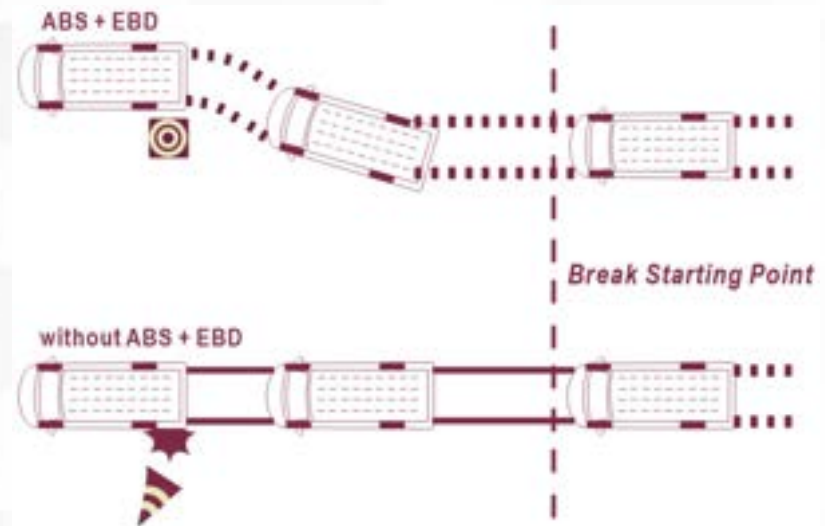


Air conditioning




Reading light

SAFETY



Reversing Camera



Air Bags × 2

INTERIOR FEATURES



ELECTRIC LIGHT COMMERCIAL RANGE



EC2 E-Cargo



EC1 Single Cabin



EC1 Double Cabin



EC1 Single Cabin
Light Truck



CATL Batteries
41.86 kwh



Euro Type2
6.6KW Portable
Charging Gun





Victory Auto



The specifications shown are from the overseas model and subject to confirmation for the Australian market.



<https://www.ev-a.com.au>

Email: info@evautomotive.com.au